



Amba CITY

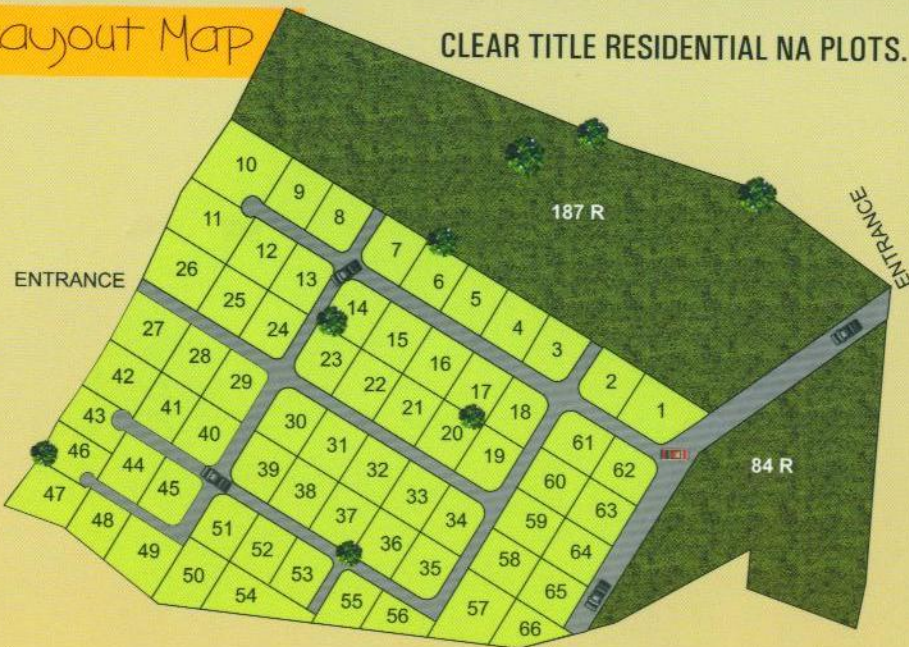


Area Statement

Plot No.	Area in Sq. m.	Area in Sq. ft.	Plot No.	Area in Sq. m.	Area in Sq. ft.
1	626.30	6,738.00	34	468.00	5,035.68
2	468.00	5,035.68	35	468.00	5,035.68
3	468.00	5,035.68	36	476.00	5,121.76
4	470.00	5,057.20	37	470.00	5,057.20
5	470.00	5,057.20	38	470.00	5,057.20
6	470.00	5,057.20	39	468.00	5,035.68
7	468.00	5,035.68	40	468.00	5,035.68
8	468.00	5,035.68	41	470.00	5,057.20
9	470.00	5,057.20	42	571.00	6,143.96
10	850.00	9,152.46	43	425.00	4,573.00
11	706.00	7,601.94	44	470.00	5,057.20
12	470.00	5,057.20	45	468.00	5,035.68
13	468.00	5,035.68	46	445.00	4,788.20
14	468.00	5,035.68	47	568.00	6,117.06
15	470.00	5,057.20	48	435.00	4,680.60
16	470.00	5,057.20	49	632.00	6,800.32
17	470.00	5,057.20	50	550.00	5,918.00
18	468.00	5,035.68	51	468.00	5,035.68
19	468.00	5,035.68	52	470.00	5,057.20
20	470.00	5,057.20	53	468.00	5,035.68
21	470.00	5,057.20	54	570.00	6,137.50
22	470.00	5,057.20	55	420.00	4,519.20
23	468.00	5,035.68	56	350.00	3,766.00
24	468.00	5,035.68	57	662.00	7,131.73
25	470.00	5,057.20	58	470.00	5,057.20
26	657.00	7,069.32	59	470.00	5,057.20
27	613.00	6,598.03	60	470.00	5,057.20
28	470.00	5,057.20	61	468.00	5,035.68
29	468.00	5,035.68	62	468.00	5,035.68
30	468.00	5,035.68	63	470.00	5,057.20
31	470.00	5,057.20	64	470.00	5,057.20
32	470.00	5,057.20	65	470.00	5,057.20
33	470.00	5,057.20	66	385.00	4,142.60

Layout Map

CLEAR TITLE RESIDENTIAL NA PLOTS.




Amenities

- Complete WBM Roads as per the Layout.
- Water Line uptill the individual plots.
- Basic pole marking to individual plots with name plate for each plot.
- Electricity points uptill the plot
- Office and Garden development.
- Amenity space to be developed.



Actual Site Photograph



Actual Site Photograph

